

# Nonprofit Impact



MONTANA'S  
NONPROFIT  
ECONOMIC  
REPORT

Released January 2017



Montana Nonprofit Association

# Economic Impact in communities

**22%** 22% of Montana's charitable nonprofits pay wages. These organizations employ

**11.4%** 11.4% of Montana's total workforce. The total wages paid by 501(c)(3) organizations is over

**\$2.1 BILLION** Dollars

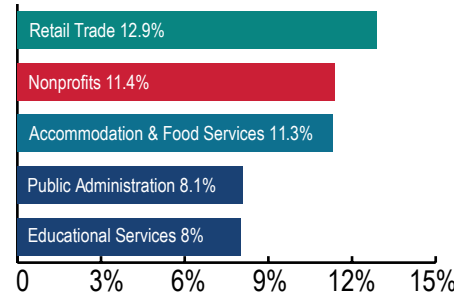
Wage paying 501(c)(3) Nonprofits in Montana

City	Wage Paying Establishments	Employees	Wages	Percent of total wages
Billings	225	10,135	\$529,606,805	25.2%
Bozeman	139	3,802	\$158,883,233	7.6%
Butte	82	2,065	\$75,003,328	3.6%
Great Falls	138	6,710	\$296,027,680	14.1%
Helena	187	4,463	\$172,501,496	8.2%
Kalispell	98	4,052	\$198,140,563	9.4%
Missoula	229	4,292	\$107,853,730	5.1%
Rural	1,076 (48%)	1,5970	\$565,602,017	26.9%
<b>State Total</b>	<b>2,228</b>	<b>51,488</b>	<b>\$2,103,618,852</b>	<b>100%</b>

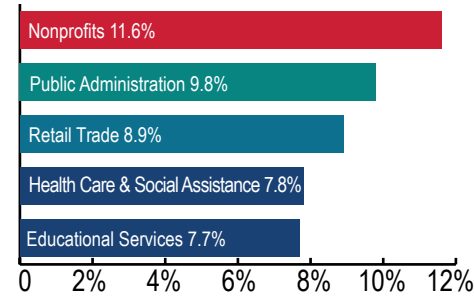
Source: Montana Department of Labor and Industry, 2015

## MONTANA'S TOP 5 INDUSTRIES BY SHARE OF EMPLOYMENT AND WAGES (2015)

### EMPLOYMENT



### WAGES



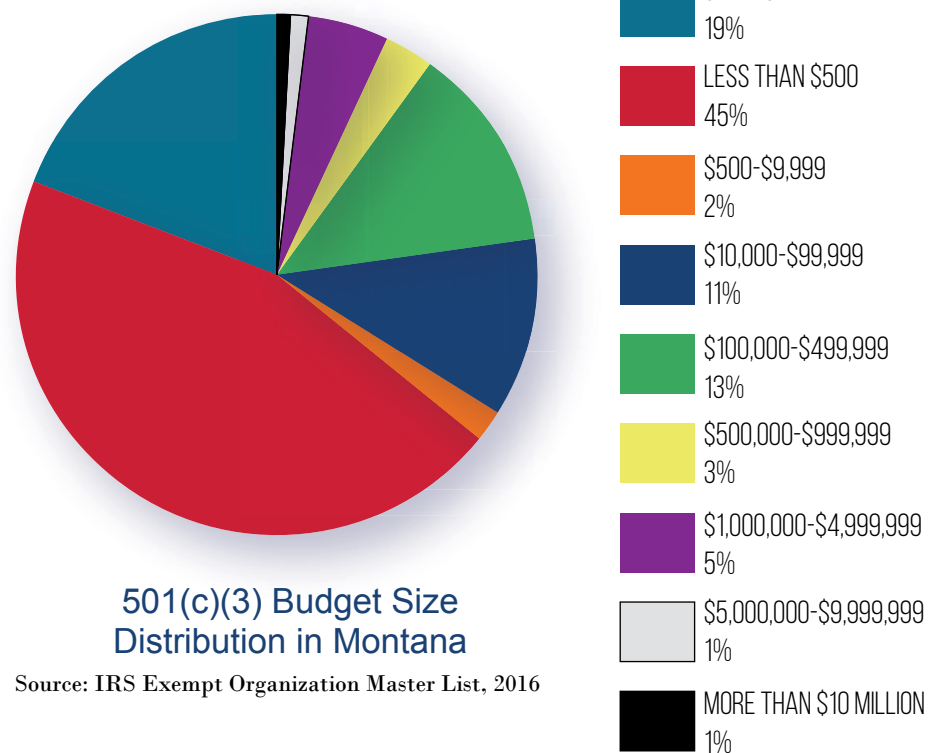
Source: Montana Department of Labor and Industry, 2015

## Budget Size

45% of all charitable nonprofits in Montana operate with a budget of less than \$500.

### Hospitals and Health Care:

Montana's hospitals and medical providers' nonprofit classification contributes significantly to the high share of nonprofit employment and wages. Health care is one of Montana's largest employing industries. Even so, excluding hospitals and health care, nonprofits employ 29,160 Montanans.



501(c)(3) Budget Size Distribution in Montana

Source: IRS Exempt Organization Master List, 2016

# Focus on Foundations

Source: The Foundation Center, 2014

**\$60 MILLION**

TOTAL FOUNDATION GIVING IN MONTANA

**\$1.2 BILLION**

AVERAGE FOUNDATION GIVING FOR 50 STATES AND D.C.

**47<sup>TH</sup>**

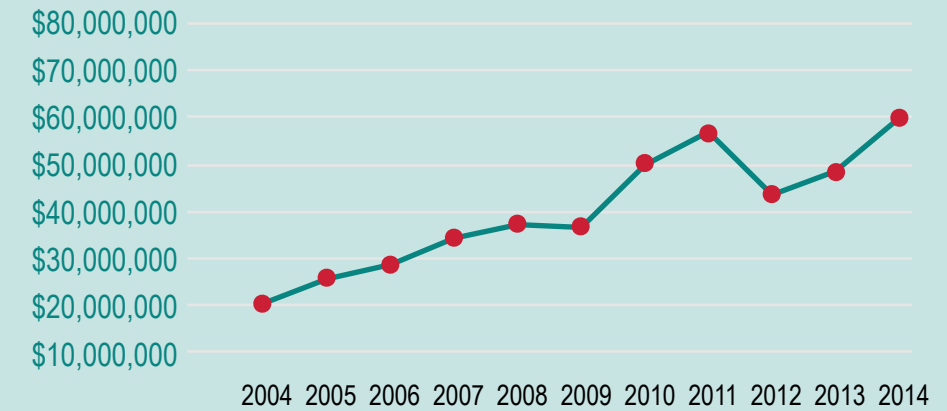
MONTANA'S RANK FOR TOTAL FOUNDATION GIVING OUT OF ALL 50 STATES AND D.C.

## MT Foundations by Type

Type of Foundation	Number in Montana	% of total giving
Independent	249	64%
Private Operating	14	<1%
Community	9	15%
Corporate	9	21%
<b>Total Foundation Giving in MT</b>		<b>\$60 Million</b>

Source: The Foundation Center, 2014

## Grantmaking Foundation Total Giving in Montana



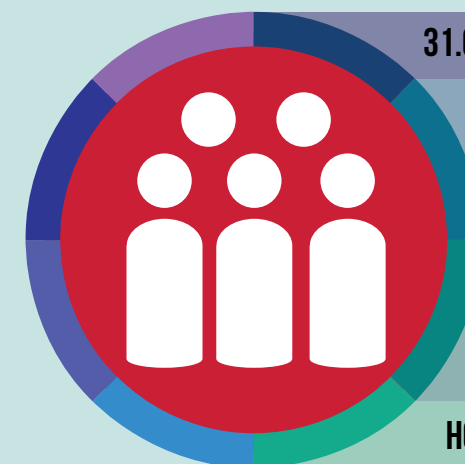
Source: The Foundation Center, 2014

## Montana Gives

**3.01%**

Giving Ratio: The percent of AGI given to charity. **Montana's Giving Ratio is 3.01%**, ranking the state 27th in the country for individual giving. Source: Chronicle of Philanthropy analysis of Internal Revenue Service Data (2012)

Individual and foundation giving in Montana, though generous, is relatively low compared to national averages. These figures stress the importance of having diverse sources of earned and donated income.



**31.6% OF MONTANA RESIDENTS VOLUNTEER**

**VOLUNTEERS IN MONTANA: 264,771**

**VOLUNTEER HOURS PER CAPITA: 36.2**

**HOURS OF SERVICE: 29.54 MILLION**

**NATIONAL RANKING: 11<sup>TH</sup>**

**VOLUNTEERS IN THE UNITED STATES: 62.6 MILLION**

**ESTIMATED FTE EQUIVALENT: 14,000 EMPLOYEES**

**HOURS OF SERVICE: 7.9 BILLION**

Source: Corporation for National and Community Service, 2015

# Economic Impact

County	Direct Impact	County	Direct Impact	County	Direct Impact
Beaverhead	\$9,042,672	Granite	\$3,368,997	Powell	\$13,001,007
Big Horn	\$18,313,788	Hill	\$130,566,710	Ravalli	\$95,797,632
Blaine	\$15,741,643	Jefferson	\$2,429,726	Prairie	\$312,696
Broadwater	\$6,541,756	Judith Basin	\$484,107	Richland	\$71,180,313
Carbon	\$19,422,153	Lake	\$103,622,305	Roosevelt	\$45,938,126
Carter	\$3,491,853	Lewis and Clark	\$609,418,467	Rosebud	\$18,664,264
Cascade	\$1,208,712,691	Liberty	\$8,939,447	Sanders	\$25,833,597
Chouteau	\$12,616,147	Lincoln	\$51,221,056	Sheridan	\$13,803,433
Custer	\$77,336,588	Madison	\$22,753,000	Silver Bow	\$216,926,728
Daniels	\$8,401,644	McCone	\$3,688,324	Stillwater	\$14,031,597
Dawson	\$48,468,181	Meagher	\$5,736,023	Sweet Grass	\$1,770,933
Deer Lodge	\$84,959,981	Mineral	\$12,387,443	Teton	\$2,877,890
Fallon	\$11,404,795	Missoula	\$1,059,199,821	Toole	\$4,401,354
Fergus	\$42,120,762	Musselshell	\$15,596,420	Treasure	\$0
Flathead	\$528,134,828	Park	\$71,575,267	Wheatland	\$6,025,438
Gallatin	\$749,009,789	Petroleum	\$0	Valley	\$40,008,927
Garfield	\$24,185	Phillips	\$13,066,208	Wilboux	\$15,614
Glacier	\$28,420,348	Pondera	\$17,824,744	Yellowstone	\$2,211,978,640
Golden Valley	\$0	Powder River	\$694,417	<b>Total Impact</b>	<b>\$7,787,304,475</b>

**MONTANA  
NONPROFITS  
EMPLOY  
51,488  
INDIVIDUALS**

Source: Montana Department of Labor and Industry, 2015

Montana's charitable nonprofits generate almost \$7.8 billion of income each year. The income is returned to the community through mission objectives such as programs, events, training, and operations.

In addition to their annual income, Montana nonprofits control more than \$11 billion in assets. The debt and other obligations against these assets is not known.

**A healthy nonprofit sector in Montana...  
drives the economy;  
keeps governments small;  
brings efficiencies and resources;  
is necessary to Montana's vitality and prosperity.**

*Since its inception in 2001, Montana Nonprofit Association (MNA) has grown into a flourishing association serving 650 member nonprofits, 70 associate members, and the broader nonprofit industry in the state. MNA recognizes the essential link between the nonprofit industry and the vitality and livability of Montana's communities. To that end, MNA's programs support a vibrant and celebrated nonprofit sector that has the resources and partnerships necessary to be effective on behalf of Montana's men, woman and children. MNA regularly produces research that increases understanding and awareness of Montana's nonprofit sector.*

Cover photos from left to right: 2016 MNA Conference, Montana Outdoor Science School, Rural Dynamics Incorporated.

Montana Nonprofit Association | [www.mtnonprofit.org](http://www.mtnonprofit.org) | 406-449-3717 | PO Box 1744 Helena, MT 59624